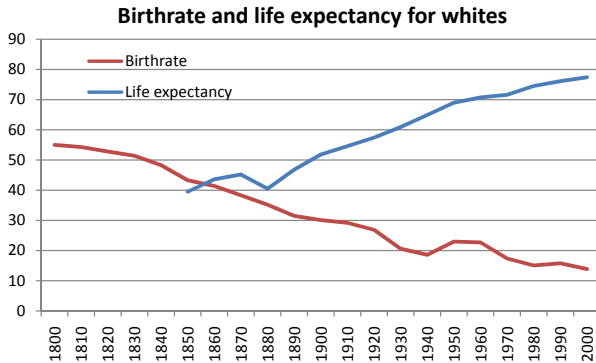
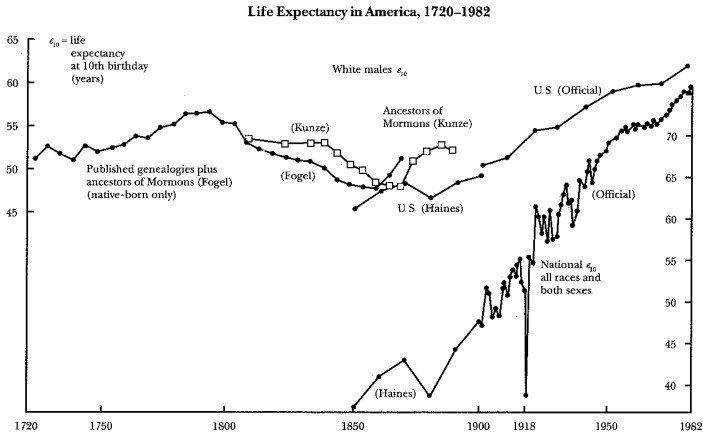


The Decline in American Death Rates

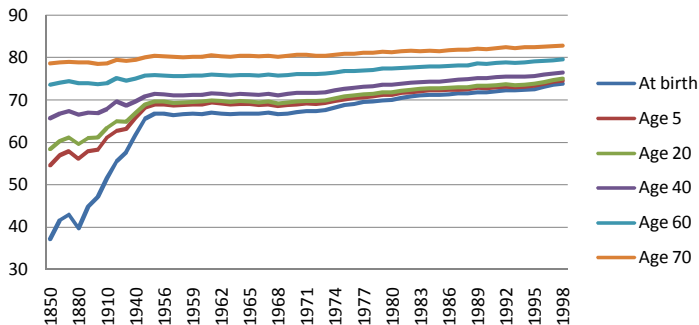


The Decline in American Death Rates



Source: Peter Lindert, "Comment," in National Bureau of Economic Research, *Long Term Factors in American Economic Growth*, vol. 51, ed. Stanley L. Engerman and Robert E. Gallman (Chicago: University of Chicago Press, 1986): 530

The Decline in American Death Rates



Life expectancy for American males

The Decline in American Death Rates

Leading Causes of Death in the United States, 1900

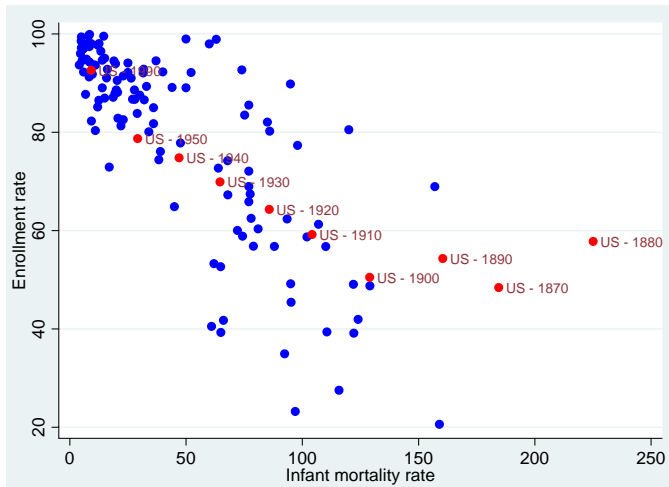
Rank	Cause	Rate per 100,000 people
1	Pneumonia and influenza	202.2
2	Tuberculosis	194.4
3	Diarrhea, enteritis, and ulceration of the intestines	142.7
4	Diseases of the heart	137.4
5	Intracranial lesions of vascular origin	106.9
6	Nephritis	88.6
7	Accidents	72.3
8	Cancer and other malignant tumors	64
9	Senility	50.2
10	Diphtheria	40.3

The Decline in American Death Rates

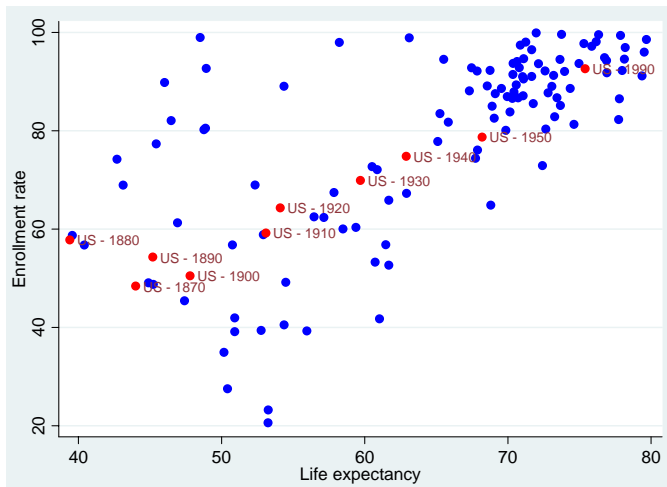
Leading Causes of Death in the United States, 1998

Rank	Cause	Rate per 100,000 people
1	Diseases of heart	268.2
2	Malignant neoplasms	200.3
3	Cerebrovascular diseases	58.6
4	Chronic obstructive pulmonary diases	41.7
5	Accidents	36.2
6	Pneumonia and influenza	34
7	Diabetes	24
8	Suicide	11.3
9	Nephritis	9.7
10	Chronic liver disease	9.3

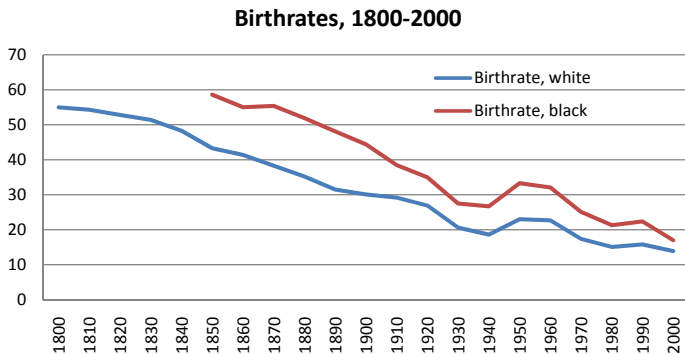
Putting American Health in Perspective



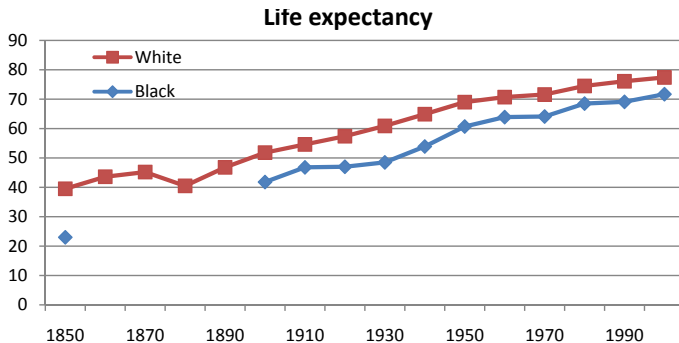
Putting American Health in Perspective



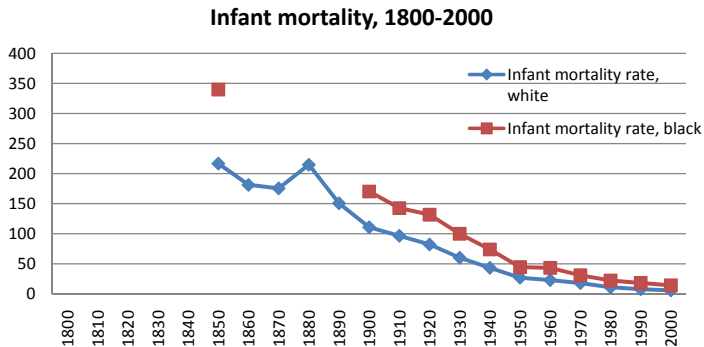
The Different Experiences of the White and Black Populations



The Different Experiences of the White and Black Populations



The Different Experiences of the White and Black Populations



The Different Experiences of the White and Black Populations

Fertility and Mortality in the United States

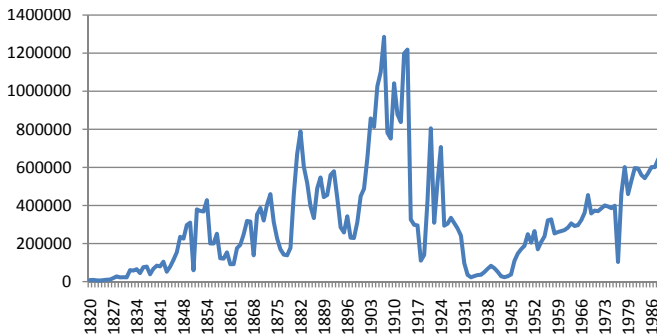
	1850		2000	
	White	Black	White	Black
Birthrate	43.3	58.6	13.9	17.0
Infant mortality rate	216.8	340.0	5.7	14.1
Life expectancy	39.5	23.0	77.4	71.7

Possible Contributions to Racial Gaps

- Differences in average socioeconomic status
- Differences in location
- Differences in access to medical care
- Discrimination in medical care

Immigration and the Demographics of the United States

Number of immigrants entering the United States,
1820-1988



A Timeline of Immigration Policy



Early 1800s - No Major Restrictions

A Timeline of Immigration Policy



1850s - Rise of Nativists

A Timeline of Immigration Policy



1882 - Chinese Exclusion Act

The Immigration Act of 1917

*Sec. 3. That the following classes of aliens shall be excluded from admission into the United States:
All idiots, imbeciles, feeble-minded persons, epileptics, insane persons...persons of constitutional psychopathic inferiority; persons with chronic alcoholism; paupers; professional beggars; vagrants; persons afflicted with tuberculosis...*

The Immigration Act of 1917

...persons who have been convicted of or admit having committed a felony or other crime or misdemeanor involving moral turpitude; polygamists; anarchists...[persons] who advocate or teach unlawful destruction of property; ...persons coming to the United States for the purpose of prostitution or for any other immoral purpose...

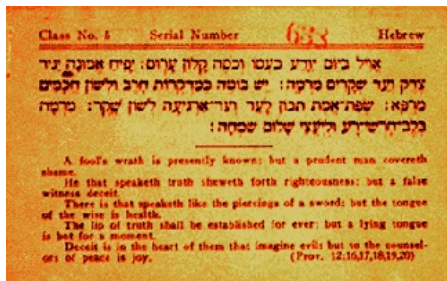
The Immigration Act of 1917

...[The provision] shall not apply to the persons of the following status or occupations: Government officers, ministers or religious teachers, missionaries, lawyers, physicians, chemists, civil engineers, teachers, students, authors, artists, merchants, and travelers for curiosity or pleasure...

The Immigration Act of 1917


All aliens over sixteen years of age, physically capable of reading, who can not read the English language, or some other language or dialect, including Hebrew or Yiddish...That for the purpose of ascertaining whether aliens can read the immigrant inspectors shall be furnished with slips of uniform size...each containing not less than thirty nor more than forty words in ordinary use, printed in plainly legible type of some one of the various languages or dialects of immigrants.

A Timeline of Immigration Policy



1917 - Literacy Test

A Timeline of Immigration Policy



1920s - Quota Act and National Origins Act

A Timeline of Immigration Policy

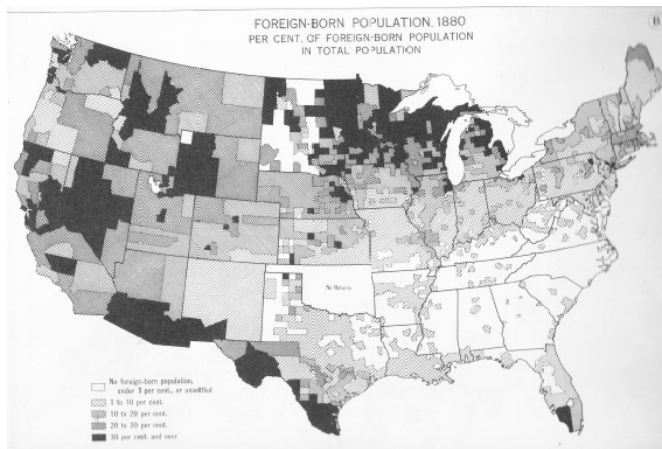


1965 - Immigration and Nationality Act

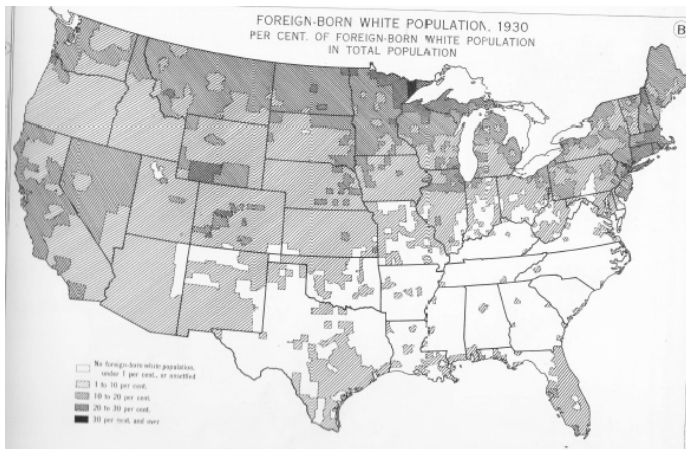
The Forces of Immigration

- Push factors - conditions in a person's home country encouraging emigration
 - Bad economic conditions, military conflict, religious persecution, natural disasters, ...
- Pull factors - conditions in the destination country attracting immigrants
 - Economic opportunity, religious/political freedom, presence of social networks, ...

Immigration and the Labor Force

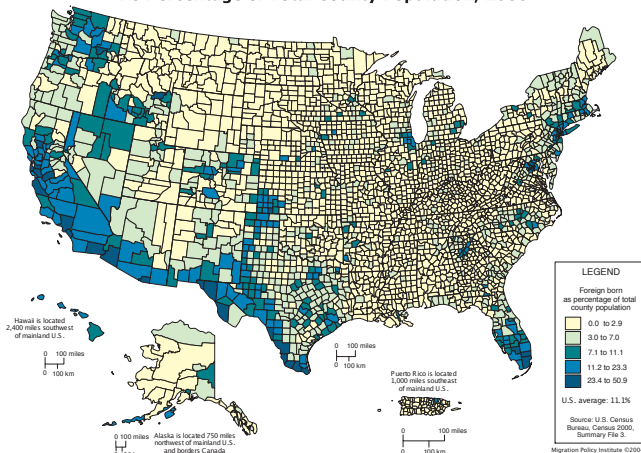


Immigration and the Labor Force

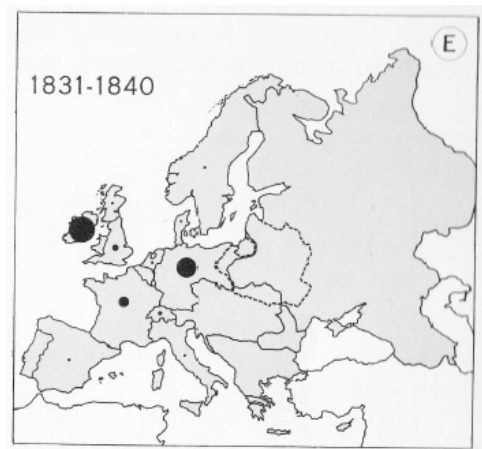


Immigration and the Labor Force

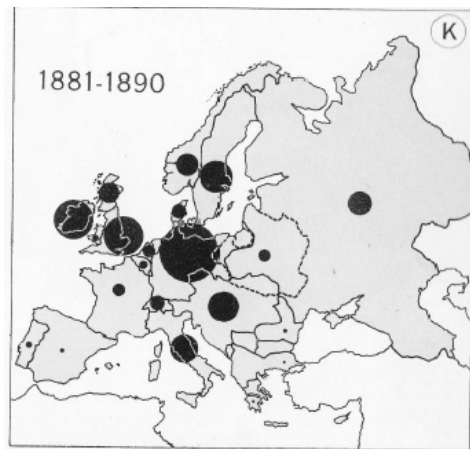
**The Foreign Born in the United States
As Percentage of Total County Population, 2000**



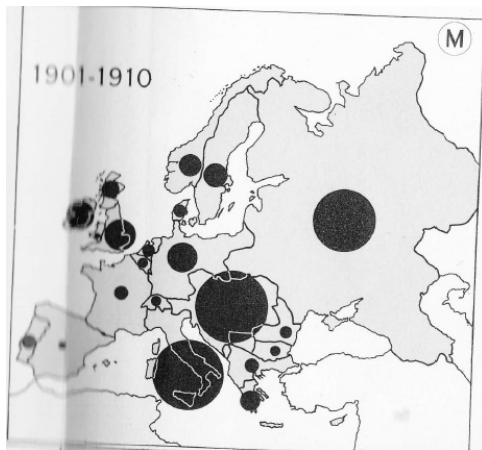
Sources of European Migrants



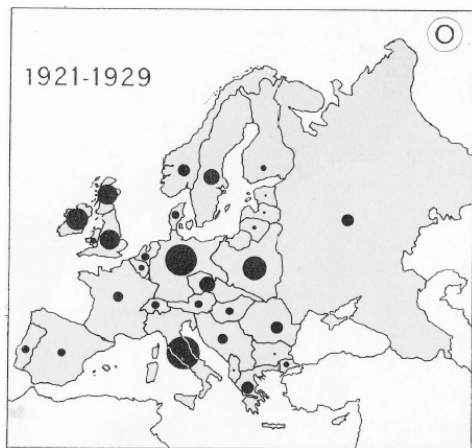
Sources of European Migrants



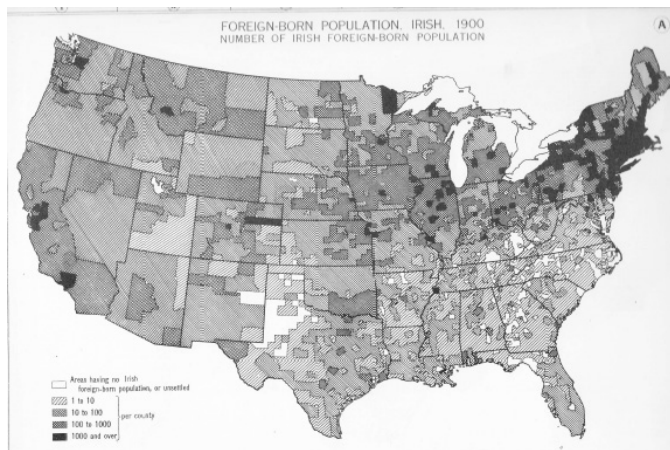
Sources of European Migrants



Sources of European Migrants



Destinations of European Migrants



Destinations of European Migrants

